

ELAN MTX 8CH

Configuration

Add chassis via Discover tree

System	Basic Information	System Network				
	Discovery					
Security	System Time	Enable Scanner	Yes			
	Location and Weather	Controller IP	192.168.1.200			
Climate	Language	Subnet	255.255.255.0			
Lighting	System Modes					
	Main Tabs	MAC	Manufacturer	IP Address	-	-
Content	Module Configuration	Installable Devices			Driver	Name
	Active Client Connections	F8-57-2E-03-DF-8F	Core Brands, LLC	192.168.1.84	ELAN IP Camera	EL-IP-OTF2-BK
Media	CPU Usage	F8-57-2E-04-6D-43	Core Brands, LLC	192.168.1.103	ELAN EL-IPD-MTX-8CH	EL-IPD-MTX-8CH
	System Logs	Installed Devices			Driver	Name
Video	Exceptions	F8-57-2E-03-E4-FA	Core Brands, LLC	192.168.1.64	ELAN IP Camera	EL-IP-ODV4-VH
	Connections	F8-57-2E-03-60-63	Core Brands, LLC	192.168.1.66	ELAN EL-NVR	EL-NVR
Messaging	System	70-26-05-4E-2F-F7	SONY Visual Products Inc.	192.168.1.71	EDRV Display LUA Network Stub Driver	Sony Kitchen
		F8-57-2E-03-C5-8C	Core Brands, LLC	192.168.1.79	ELAN Video Doorbell	ELAN EL-DB
Irrigation		F8-57-2E-03-EB-ED	Core Brands, LLC	192.168.1.81	ELAN IP Camera	EL-IP-ODA4-VH
		F8-57-2E-02-C7-83	Core Brands, LLC	192.168.1.117	ELAN WiFi Thermostat	Office Stat
Pool Control		F8-57-2E-00-3F-77	Core Brands, LLC	192.168.1.119	ELAN KP7	KP7@F8-57-2E:00:3F:77
		24-A4-2C-38-DF-97	KOUKAAM a.s.	192.168.1.120	EDRV Lighting Controller LUA Network Stub Driver	NetioLighting2
Utilities		Identified Devices			Device Type	Name
		F8-57-2E-00-22-ED	Core Brands, LLC	192.168.1.67	g1 i.MX6	g1 F8-57-2E-00-22-ED
Interface		F8-57-2E-04-02-DB	Core Brands, LLC	192.168.1.80	ELAN ITP-8	ITP8 F8-57-2E-04-02-DB
	Input/Output	F8-57-2E-04-71-15	Core Brands, LLC	192.168.1.87	SCx00 (Linux s700-arm64)	SC100 F8-57-2E-04-71-15

Check Firmware version

The screenshot displays the configuration interface for a Zone Controller, specifically the EL-IPD-MTX-8CH model. The left sidebar contains a navigation menu with categories like System, Security, Climate, Lighting (highlighted in red), Content, Media, Video, Messaging, Irrigation, Pool Control, Utilities, Interface, Input/Output, Event Mapper, and Layout. The main panel shows the configuration for the selected device, including fields for Name, System #, Status Color Coding, Status, Driver Version, Driver Vendor, Installed, Device Type, IP Address, Driver Mode, Low Power Mode, MCU Version, and DSP Version. The 'Update Firmware' button is highlighted with a yellow box at the bottom of the interface.

Zone Controller : EL-IPD-MTX-8CH	
Name	EL-IPD-MTX-8CH
System #	65052
Status Color Coding	Enabled
Status	Ok
Driver Version	8.4 Build 110.25 Rel
Driver Vendor	ELAN
Installed	6/4/2020 12:34
Device Type	ELAN EL-IPD-MTX-8CH
IP Address	192 . 168 . 1 . 103 <input type="checkbox"/> Static Configure Network...
Driver Mode	Single Chassis
Low Power Mode	No
MCU Version	1.0.8.8
DSP Version	2.0.0

Apply Write Configuration to EL-IPD **Update Firmware** Factory Reset Device

Use the Update Firmware to
check
This will take approx. 2 minutes



Add Audio sources


The screenshot shows a control panel interface with a sidebar on the left and a main configuration area on the right.

Sidebar (Left):

- System
- Security
- Climate
- Lighting
- Content
- Media
- Video
- Messaging
- Irrigation
- Pool Control
- Utilities
- Interface
- Input/Output

Main Configuration Area (Right):

Media Source:

- System #: 65191
- Source Device: Media Player: Office
- Display Icon:  [Select Icon...](#)
- Source Volume: < DEFAULT >
- Display Name: Office

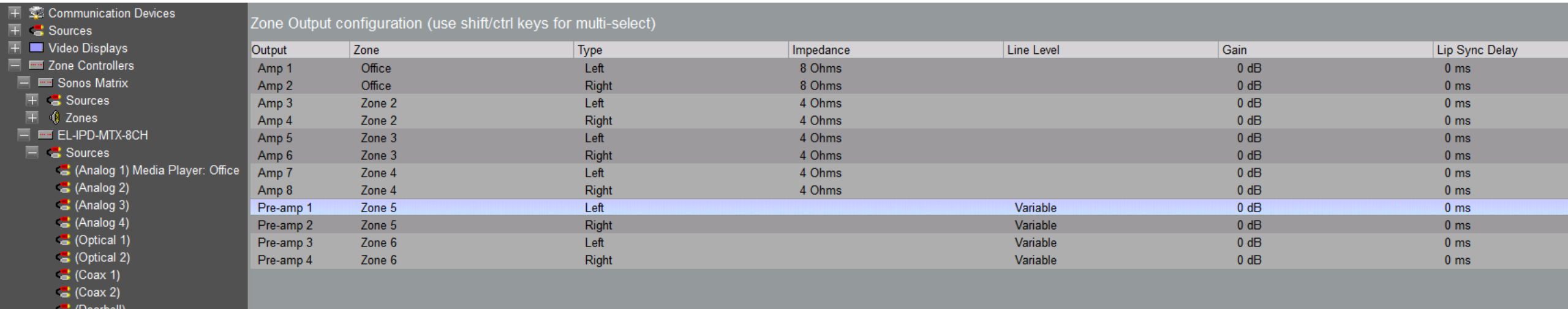
EL_IPD_MTX Source:

- Type: Analog
- Mode: Stereo
- Inputs: : RCA 1 & 2
- Input Level Gain: 0 dB

Left Panel Details:

- Communication Devices**
 - Sources
- Video Displays**
- Zone Controllers**
 - Sonos Matrix
 - Sources
 - Zones
 - EL-IPD-MTX-8CH
 - Sources
- (Analog 1) Media Player: Office** (Selected)
- (Analog 2)
- (Analog 3)
- (Analog 4)
- (Optical 1)
- (Optical 2)
- (Coax 1)
- (Coax 2)
- (Doorbell)
- Zones
- Interface Templates
- Interface Groups

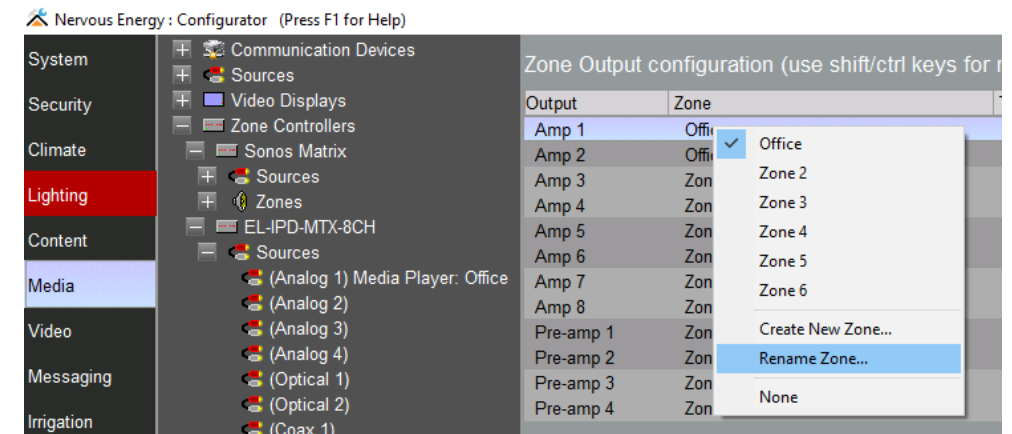
Configure Zones



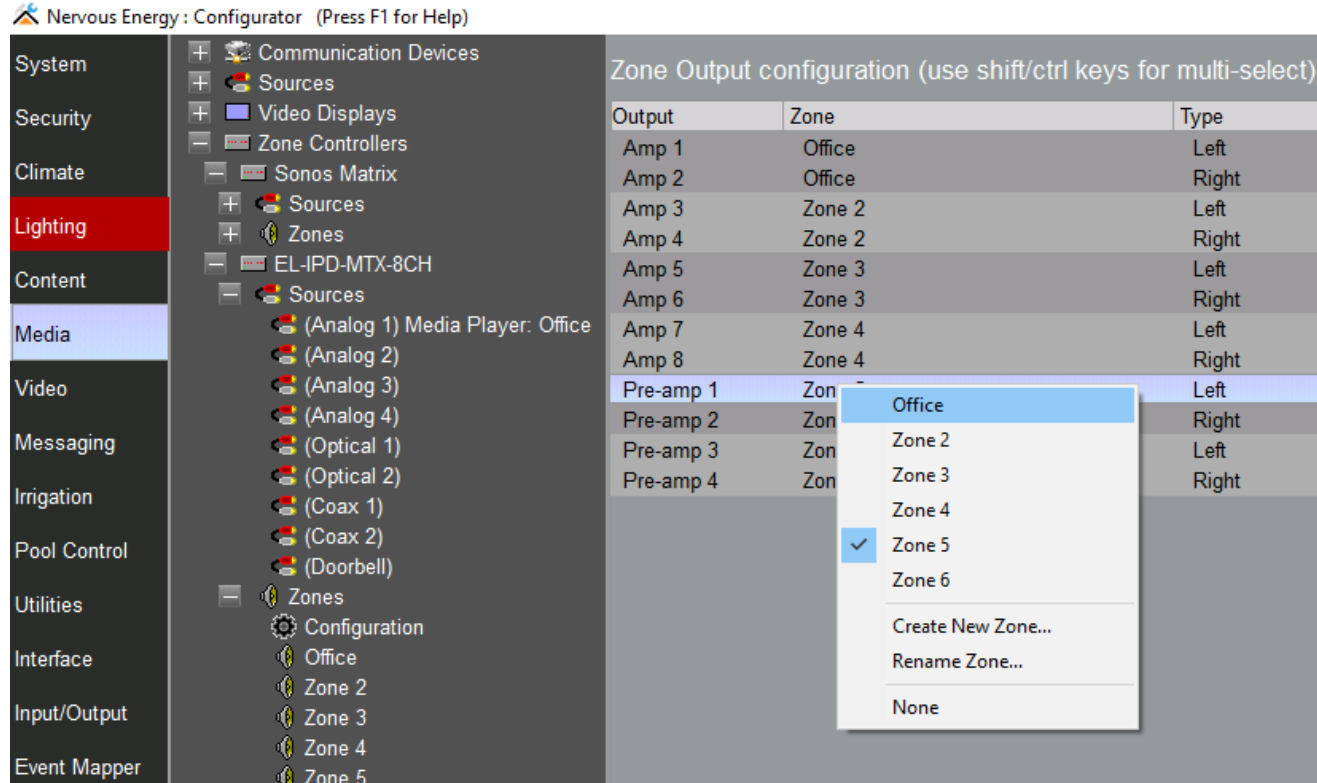
Output	Zone	Type	Impedance	Line Level	Gain	Lip Sync Delay
Amp 1	Office	Left	8 Ohms		0 dB	0 ms
Amp 2	Office	Right	8 Ohms		0 dB	0 ms
Amp 3	Zone 2	Left	4 Ohms		0 dB	0 ms
Amp 4	Zone 2	Right	4 Ohms		0 dB	0 ms
Amp 5	Zone 3	Left	4 Ohms		0 dB	0 ms
Amp 6	Zone 3	Right	4 Ohms		0 dB	0 ms
Amp 7	Zone 4	Left	4 Ohms		0 dB	0 ms
Amp 8	Zone 4	Right	4 Ohms		0 dB	0 ms
Pre-amp 1	Zone 5	Left		Variable	0 dB	0 ms
Pre-amp 2	Zone 5	Right		Variable	0 dB	0 ms
Pre-amp 3	Zone 6	Left		Variable	0 dB	0 ms
Pre-amp 4	Zone 6	Right		Variable	0 dB	0 ms

This is example of 2 speakers set for Left and Right in Zone 1
Impedance has been set to 8 Ohm
Zone has been renamed from Zone 1 to Office

Right click on Zone and Impedance to get sub menu displayed



Add Pre-out 1 to Zone 1



Right click on the Pre-amp 1 Zone and change from Zone 5 to the Zone 1 (office)

Set Pre-out 1 to be sub

Nervous Energy : Configurator (Press F1 for Help)

System
Security
Climate
Lighting
Content
Media
Video
Messaging
Irrigation
Pool Control
Utilities
Interface
Input/Output

Communication Devices
Sources
Video Displays
Zone Controllers
Sonos Matrix
Sources
Zones
EL-IPD-MTX-8CH
Sources
(Analog 1) Media Player: Office
(Analog 2)
(Analog 3)
(Analog 4)
(Optical 1)
(Optical 2)
(Coax 1)
(Coax 2)
(Doorbell)
Zones
Configuration
Office
Zone 2
Zone 3

Zone Output configuration (use shift/ctrl keys for multi-select)

Output	Zone	Type	Impedance	Line Level
Amp 1	Office	Left	8 Ohms	
Amp 2	Office	Right	8 Ohms	
Amp 3	Zone 2	Left	4 Ohms	
Amp 4	Zone 2	Right	4 Ohms	
Amp 5	Zone 3	Left	4 Ohms	
Amp 6	Zone 3	Right	4 Ohms	
Amp 7	Zone 4	Left	4 Ohms	
Amp 8	Zone 4	Right	4 Ohms	
Pre-amp 1	Office	Left		Variable
Pre-amp 2	Zone 5	Right		Variable
Pre-amp 3	Zone 6	Left		Variable
Pre-amp 4	Zone 6	Right		Variable

Left
Right
Mono
Subwoofer

Right click on the Pre-amp 1 Type and change from Left to Subwoofer

Configure Zones

System

Security

Climate

Lighting

Content

Media

Video

Messaging

Irrigation

Pool Control

Utilities

Interface

Input/Output

Event Mapper

+

 Communication Devices

+

 Sources

+

 Video Displays

-

 Zone Controllers

-

 Sonos Matrix

+

 Sources

+

 Zones

-

 EL-IPD-MTX-8CH

-

 Sources

-

 (Analog 1) Media Player: Office

-

 (Analog 2)

-

 (Analog 3)

-

 (Analog 4)

-

 (Optical 1)

-

 (Optical 2)

-

 (Coax 1)

-

 (Coax 2)

-

 (Doorbell)

-

 Zones

+

 Configuration

-

 Office

-

 Zone 2

-

 Zone 3

-

 Zone 4

-

 Zone 5

Zone Output configuration (use shift/ctrl keys for multi-select)

Output	Zone	Type	Impedance	Line Level	Gain	Lip Sync Delay
Amp 1	Office	Left	8 Ohms		0 dB	0 ms
Amp 2	Office	Right	8 Ohms		0 dB	0 ms
Amp 3	Zone 2	Left	4 Ohms		0 dB	0 ms
Amp 4	Zone 2	Right	4 Ohms		0 dB	0 ms
Amp 5	Zone 3	Left	4 Ohms		0 dB	0 ms
Amp 6	Zone 3	Right	4 Ohms		0 dB	0 ms
Amp 7	Zone 4	Left	4 Ohms		0 dB	0 ms
Amp 8	Zone 4	Right	4 Ohms		0 dB	0 ms
Pre-amp 1	Office	Subwoofer		Variable	0 dB	0 ms
Pre-amp 2	Zone 5	Right		Variable	0 dB	0 ms
Pre-amp 3	Zone 6	Left		Variable	0 dB	0 ms
Pre-amp 4	Zone 6	Right		Variable	0 dB	0 ms

This is example of configured 2.1 zone with Left / Right Speakers and Subwoofer from Pre-Out 1